


## FEATURES

- ❖ High output power and IP3
- ❖ Up to full waveguide bandwidth
- ❖ Single power supply
- ❖ Compact size, light weight
- ❖ Wide operation temperature range

## APPLICATIONS

- ❖ Communication transmitters
- ❖ Radar front ends
- ❖ Power block for multiplier chains
- ❖ Transceiver sub-assemblies



**AHP Series**

## DESCRIPTION

**AHP** series high power amplifiers are discrete and/or MMIC PHEMT devices based amplifiers that operate at the frequency range between 18 to 98 GHz for high output power applications. The amplifiers are offered in two categories, namely, standard and custom built. The custom built amplifiers are offered in various RF interfaces, including standard waveguide or coax connectors, for convenient system integration. The optional input and output integrated isolators are available to further improve the port return loss.

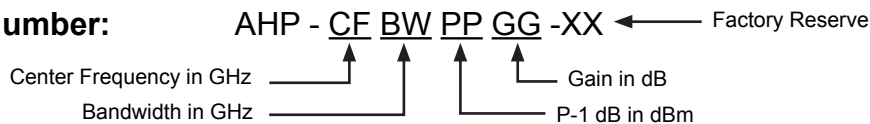
## STANDARD AMPLIFIER SPECIFICATIONS

Model Number	Freq. (GHz)	BW (GHz)	P-1 (dBm, Min)	Gain (dB)	V/I (V / mA)	VSWR (Typ)	Outline
AHP-22092825-01	18.0 - 26.5	8.5	28	25	8/550	2:1	WT-A-2
AHP-30052925-01	27.0 - 32.0	5.0	29	25	8/650	2:1	WT-A-2
AHP-34043025-01	32.0 - 36.0	4.0	30	25	8/1,100	2:1	WT-A-2
AHP-38043025-01	36.0 - 40.0	4.0	30	25	8/900	2:1	WT-A-2
AHP-41082220-01	37.0 - 45.0	8.0	22	20	8/500	2:1	WT-A-2
AHP-42042625-01	40.0 - 44.0	4.0	26	25	8/1,500	2:1	WT-A-2
AHP-61101625-01	55.0 - 65.0	10.0	16	25	8/200	2:1	WT-A-5
AHP-61181628-01	52.0 - 70.0	18.0	16	28	8/200	2:1	WT-A-5
AHP-94021818-01	93.0 - 95.0	2.0	18	18	8/500	2:1	WT-A-5
AHP-94022424-01	93.0 - 95.0	2.0	26 (Psat)	24	8/2,000	2:1	WT-A-12
Temperature Range	0 to +50°C						

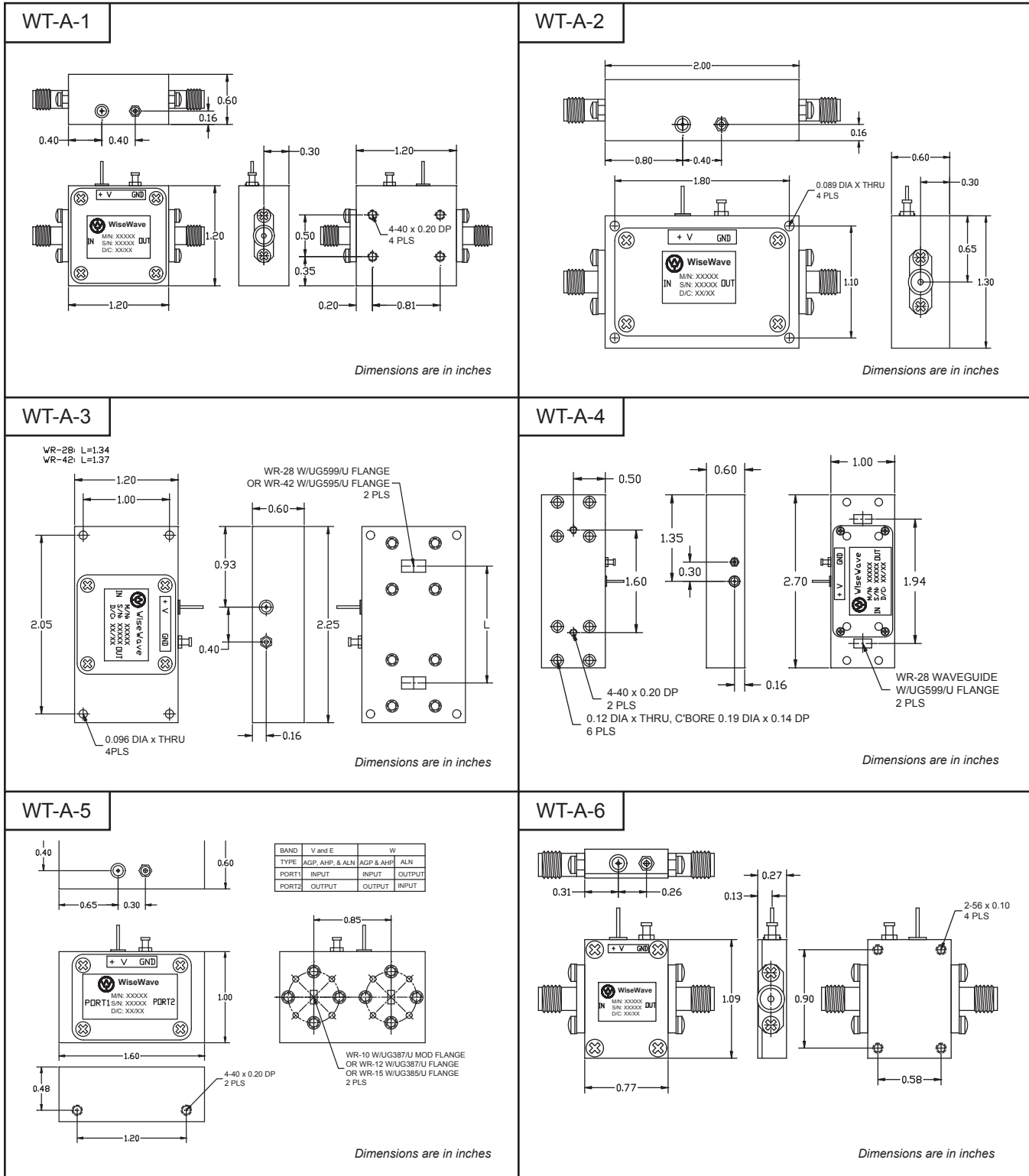
## CUSTOM BUILT AMPLIFIERS

The amplifiers with the performance other than listed above are available per customer's request. You may submit your specifications along with the model number per following instruction.

### Specify Model Number:



Example: To order a high power amplifier with center frequency of 38 GHz, 2 GHz bandwidth, 33 dBm P-1 power and 25 dB gain, specify AHP-38023325-XX.



The flange pattern shown is for illustration purpose. Refer to Technical Reference Section for flange pattern details. The outline drawings shown are standard versions. Contact factory for your specific package requirements.