

014620 GPS Antennas - Single Band Antennas - HAG-130 -

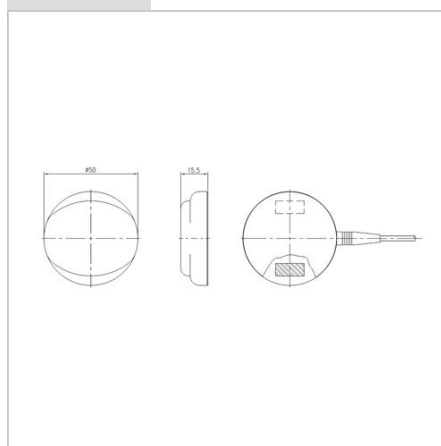
仕様

Model	HAG-130
ANTENNA ELEMENT	
Center Frequency	1575.42 MHz \pm 1.023 MHz
Polarization	R.H.C.P.
Gain @ Zenith	+4dBi typical
Axial Ratio	3dB max
Impedance	50 Ω
LOW NOISE AMPLIFIRE	
Frequency	1575.42 MHz \pm 1.023 MHz
VSWR	Less than 2.0
Impedance	50 Ω
LNA Gain	28dB/ 32dB/26dB (\pm 2dB)
Noise Figure	2.0dB (max)
Band Attenuation	20dB min @Fo \pm 50 MHz
Axial Ratio	3dB max
Voltage	DC +3V / DC +5V (\pm 10%) / DC +3~5V
Current	20mA (max)
MECHANICAL	
Height	14.6 mm
Width	45 x 45 mm
Cable	RG-174 5m, 1.5D-2V 5m Other Types(Optional)
Connector	SMA Other Types(Optional)
Mounting	Magnetic
ENVIROMENTAL	
Operating Temp.	-30 $^{\circ}$ C \sim +80 $^{\circ}$ C
Storage Temp.	-40 $^{\circ}$ C \sim +90 $^{\circ}$ C
APPLICATION: Car Navigation	

製品写真



寸法図



014621 GPS Antennas - Single Band Antennas - HAG-100-GM -

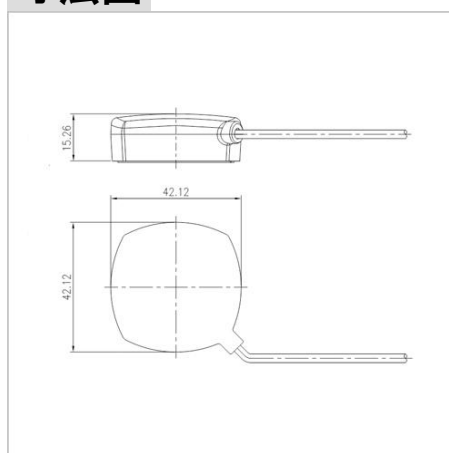
仕様

Model	HAG-100-GM
ANTENNA ELEMENT	
Center Frequency	1575.42 MHz \pm 1.023 MHz
Polarization	R.H.C.P.
Gain @ Zenith	+4dBi typical
Axial Ratio	3dB max
Impedance	50 Ω
LOW NOISE AMPLIFIRE	
Frequency	1575.42 MHz \pm 1.023 MHz
VSWR	Less than 2.0
Polarization	RHCP
Impedance	50 Ω
LNA Gain	26 \pm 2dB
Noise Figure	2.0dB (max)
Band Attenuation	20dB min @Fo \pm 50 MHz
Axial Ratio	3dB max
Voltage	DC +3V/DC +5V (\pm 10%)
Current	20mA (max)
MECHANICAL	
Weight	100g
Height	15.5 mm
Width	42 x 42 mm
Cable	RG-174 5m, 1.5D2v 5m Other Types(Optional)
Connector	SMA Other Types(Optional)
Mounting	Tape
ENVIROMENTAL	
Operating Temp	-30 $^{\circ}$ C ~ +80 $^{\circ}$ C
Storage Temp.	-40 $^{\circ}$ C ~ +90 $^{\circ}$ C
APPLICATION: Car Navigation	

製品写真



寸法図



014622 GPS Antennas - Single Band Antennas - HAG-130-3V/5V/FV -

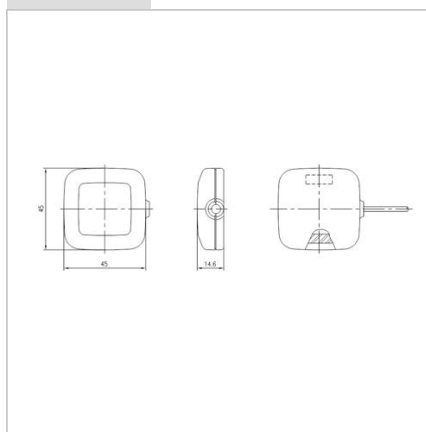
仕様

Model	HAG-130
ANTENNA ELEMENT	
Center Frequency	1575.42 MHz \pm 1.023 MHz
Polarization	R.H.C.P.
Gain @ Zenith	+4dBi typical
Axial Ratio	3dB max
Impedance	50 Ω
LOW NOISE AMPLIFIRE	
Frequency	1575.42 MHz \pm 1.023 MHz
VSWR	Less than 2.0
Impedance	50 Ω
LNA Gain	28dB/ 32dB/26dB (\pm 2dB)
Noise Figure	2.0dB (max)
Band Attenuation	20dB min @Fo \pm 50 MHz
Axial Ratio	3dB max
Voltage	DC +3V / DC +5V (\pm 10%) / DC +3~5V
Current	20mA (max)
MECHANICAL	
Height	14.6 mm
Width	45 x 45 mm
Cable	RG-174 5m, 1.5D-2V 5m Other Types(Optional)
Connector	SMA Other Types(Optional)
Mounting	Magnetic
ENVIROMENTAL	
Operating Temp.	-30 $^{\circ}$ C \sim +80 $^{\circ}$ C
Storage Temp.	-40 $^{\circ}$ C \sim +90 $^{\circ}$ C
APPLICATION: Car Navigation	

製品写真



寸法図



014623 GPS Antennas - Single Band Antennas - HAG-130-GM -

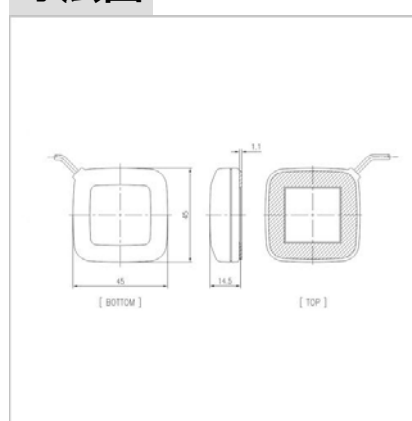
仕様

Model	HAG-130-GM
ANTENNA ELEMENT	
Center Frequency	1575.42 MHz \pm 1.023 MHz
Polarization	R.H.C.P.
Gain @ Zenith	+4dBi typical
Axial Ratio	3dB max
Impedance	50 Ω
LOW NOISE AMPLIFIRE	
Frequency	1575.42 MHz \pm 1.023 MHz
VSWR	Less than 2.0
Polarization	RHCP
Impedance	50 Ω
LNA Gain	26 \pm 2dB
Noise Figure	2.0dB (max)
Band Attenuation	20dB min @Fo \pm 50 MHz
Axial Ratio	3dB max
Voltage	DC +3V/DC +5V (\pm 10%)
Current	20mA (max)
MECHANICAL	
Weight	100g
Height	15.5 mm
Width	42 x 42 mm
Cable	RG-174 5m, 1.5D2v 5m Other Types(Optional)
Connector	SMA Other Types(Optional)
Mounting	Tape
ENVIROENTAL	
Operating Temp.	-30 $^{\circ}$ C ~ +80 $^{\circ}$ C
Storage Temp.	-40 $^{\circ}$ C ~ +90 $^{\circ}$ C
APPLICATION: Car Navigation	

製品写真



寸法図



014624 GPS Antennas - Single Band Antennas - HAG-400-3V -

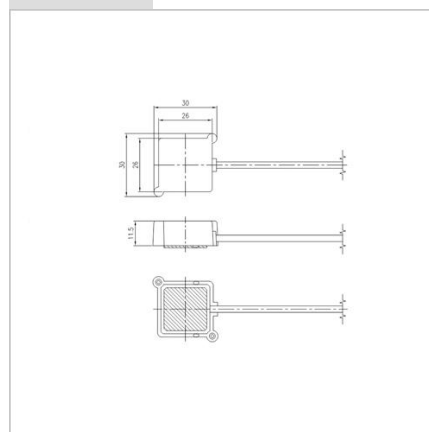
仕様

Model	HAG-400-3V
ANTENNA ELEMENT	
Center Frequency	1575.42 MHz \pm 1.023 MHz
Polarization	R.H.C.P.
Gain @ Zenith	+2 dBi typical
Axial Ratio	3dB typical 6dB max
Impedance	50 Ω
LOW NOISE AMPLIFIRE	
Frequency	1575.42 MHz \pm 1.023 MHz
VSWR	Less than 2.0
Impedance	50 Ω
LNA Gain	26dB \pm 2dB
Noise Figure	2.0dB (max)
Band Attenuation	18dB min @Fo \pm 50 MHz
Voltage	DC +3V (\pm 0.3V)
Current	20mA (max)
MECHANICAL	
Height	11.5 mm
Width	30.0 x 30.0 mm
Cable	RG-174 , 1.5D-2V
Connector	SMA Other Types (Optional)
Mounting	Magnetic
ENVIROMENTAL	
Operating Temp.	-30 $^{\circ}$ C \sim +80 $^{\circ}$ C
Storage Temp.	-40 $^{\circ}$ C \sim +90 $^{\circ}$ C
APPLICATION: Car Navigation	

製品写真



寸法図



014625 GPS Antennas - Single Band Antennas - HAG-400-3V -

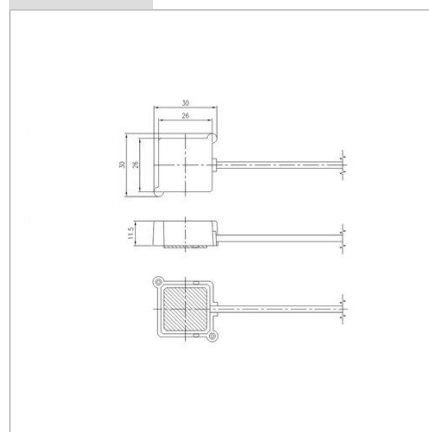
仕様

Model	HAG-400-3V
ANTENNA ELEMENT	
Center Frequency	1575.42 MHz \pm 1.023 MHz
Polarization	R.H.C.P.
Gain @ Zenith	+2 dBi typical
Axial Ratio	3dB typical 6dB max
Impedance	50 Ω
LOW NOISE AMPLIFIRE	
Frequency	1575.42 MHz \pm 1.023 MHz
VSWR	Less than 2.0
Impedance	50 Ω
LNA Gain	26dB \pm 2dB
Noise Figure	2.0dB (max)
Band Attenuation	18dB min @Fo \pm 50 MHz
Voltage	DC +3V (\pm 0.3V)
Current	20mA (max)
MECHANICAL	
Height	11.5 mm
Width	30.0 x 30.0 mm
Cable	RG-174 , 1.5D-2V
Connector	SMA Other Types (Optional)
Mounting	Magnetic
ENVIROMENTAL	
Operating Temp.	-30 $^{\circ}$ C \sim +80 $^{\circ}$ C
Storage Temp.	-40 $^{\circ}$ C \sim +90 $^{\circ}$ C
APPLICATION: Car Navigation	

製品写真



寸法図



014626 GPS Antennas - Single Band Antennas - HAG-S25-3V -

仕様

Model	HAG-S25-3V
ANTENNA ELEMENT	
Center Frequency	1575.42 MHz \pm 1.023 MHz
Polarization	R.H.C.P.
Gain @ Zenith	+2 dBi typical
Axial Ratio	3dB typical 6dB max
Impedance	50 Ω
LOW NOISE AMPLIFIRE	
Frequency	1575.42 MHz \pm 1.023 MHz
VSWR	Less than 2.0
Impedance	50 Ω
LNA Gain	26dB \pm 2dB
Noise Figure	2.0dB (max)
Band Attenuation	18dB min @Fo \pm 50 MHz
Voltage	DC +3V (\pm 0.3V)
Current	20mA (max)
MECHANICAL	
Height	13.5 mm
Width	35.5 x 43.5 mm
Cable	RG-174 , 1.5D-2V
Connector	SMA Other Types(Optional)
Mounting	Magnetic
ENVIROMENTAL	
Operating Temp.	-30 $^{\circ}$ C \sim +80 $^{\circ}$ C
Storage Temp.	-40 $^{\circ}$ C \sim +90 $^{\circ}$ C
APPLICATION: Car Navigation	

製品写真



寸法図

